

F R O N T M A I N T E N A N C E T O O L

F R O N T M A I N T E N A N C E T O O L



EAV6

Front Maintenance Tool

Specification /Front Maintenance Tool

- **Motor** : Dyson V6 UK
- **Rated Voltage** : 21.6v
- **Rated Power** : 350w
- **Battery capacity** : 3000mah
- **Suction Max** : 110AW
- **Suction Standard**: 28AW
- **Noise** : MAX87db
- **NW/GW** : 1.5KG/2.0KG

Welcome to purchase our company's front maintenance tools.
Please read instructions carefully before use.

Boost Mode

1. If operate boost mode, press down "switch", then press "MAX" boost button, "MAX" boost on.
2. If close boost mode, press down "switch", then press "MAX" boost button.

"MAX" Button







Diagnostics-Main Body



Indicator Light

When in use , trigger pressde:

-  Solid blue: Max "ON"
-  Light off: Powerful suction.
-  Flashing blue: Low battery warning
-  Fast flashing blue: No power, temporary fault (e. g check filter or for blockages).

Operation of Front maintenance tools

Step1:

Put the air suction tool fit the module surface.

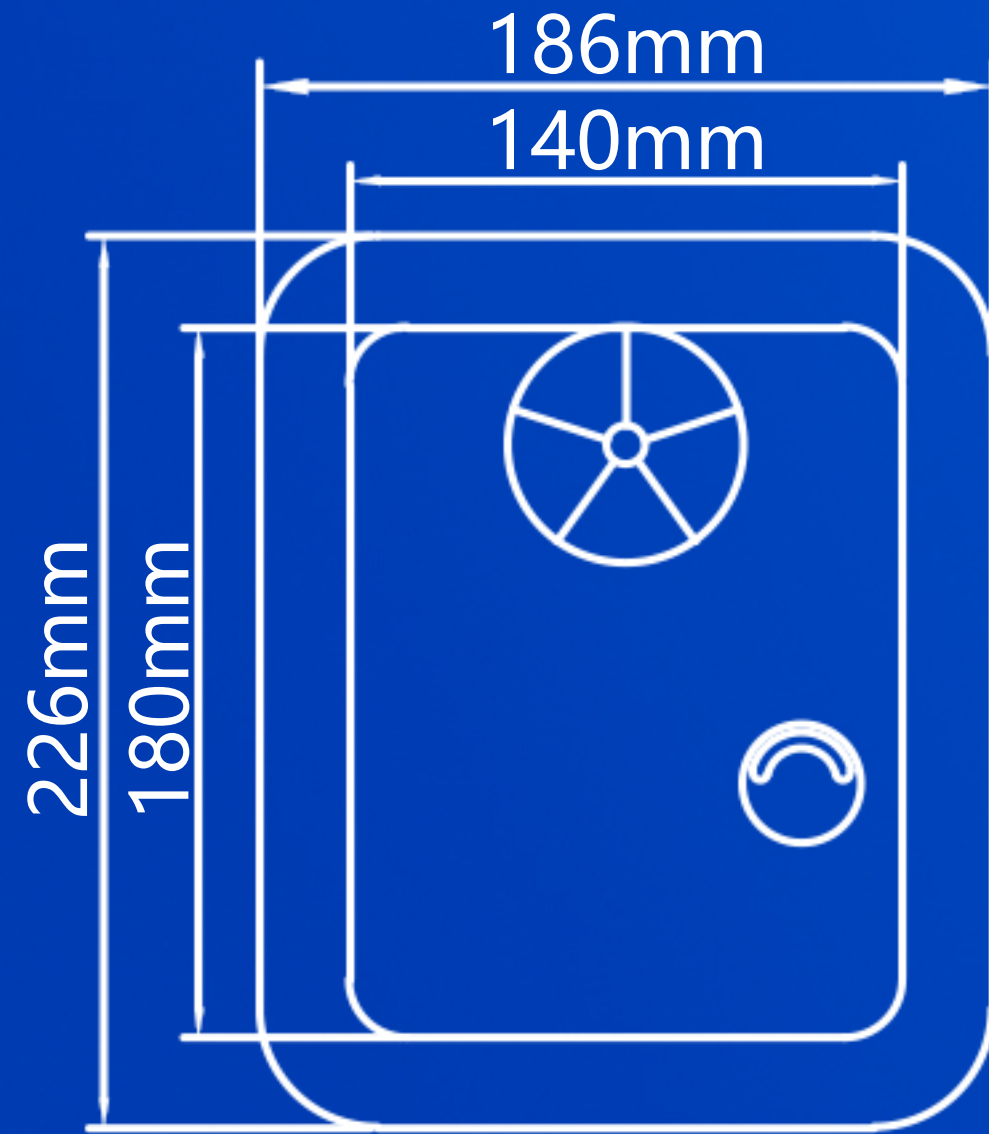
Step2:

Hold the air suction tool switch for 2-3 seconds, a suction tool to absorb module, make an effort to pull suction tool, remove the module.

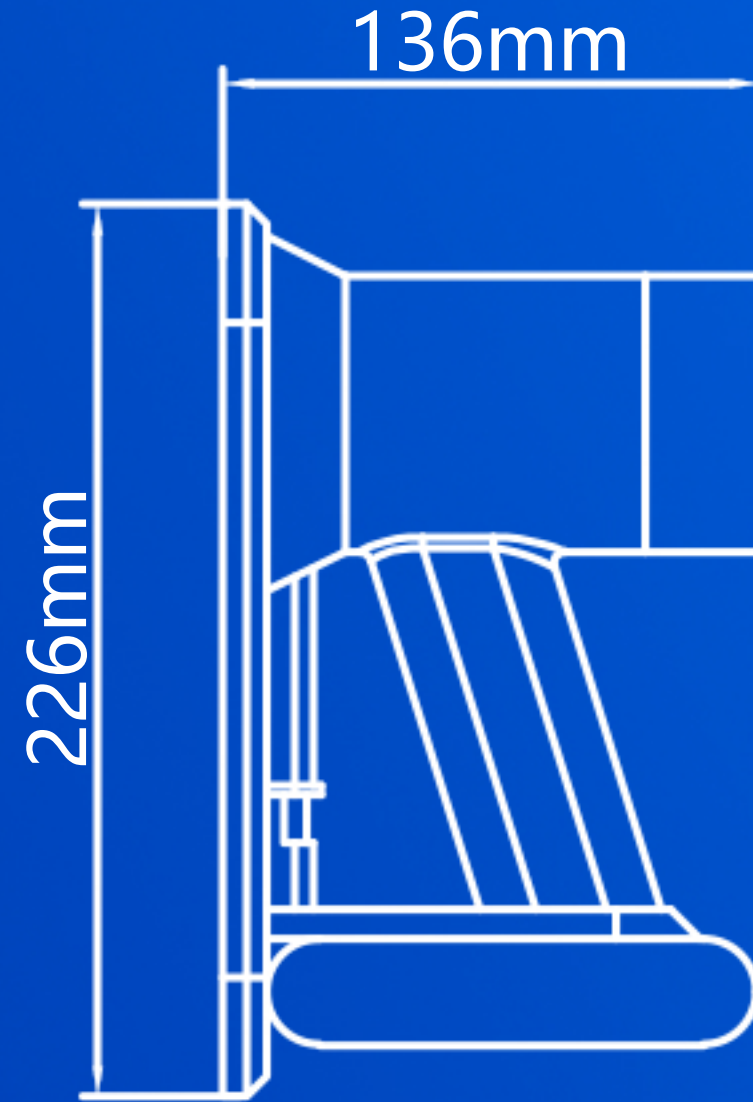


Product Size


F R O N T M A I N T E N A N C E T O O L



Bottom view



Right view



Top view

F R O N T M A I N T E N A N C E T O O L

EAV6 Front Maintenance Tool Specifications

Electrical Specifications	Power interface	100-240V,50/60Hz,0.78A
Working Environment	Temperature	0°C ~ 50°C
	Humidity	20%RH ~ 85%RH, no condensation
Storage Environment	Temperature	-20°C ~ 30°C
	Humidity	20%RH ~ 85%RH, no condensation
BOM	Accessories	Packing box 1PCS, A set of hosts, Battery 1PCS, Power adapter 1PCS
Certification Information		CE, FCC, IC, RoHS
Charging time		3 h
Discharging time	General mode	40 min
	Boost mode	10 min
Adaptor	Input	100-240V 50/60Hz 0.6A
	Output	26.1\1 780mA old DE IN α INA
The following terms are not covered by warranty:		<ol style="list-style-type: none"> 1. Use the charger is non original production. 2. The product is soaked in water. 3. The product is destroyed artificially.
Remark:		The product has not been used for a long time and needs to be charged for 1-2 hours to activate the battery sleep state.